

OPzV2-2000

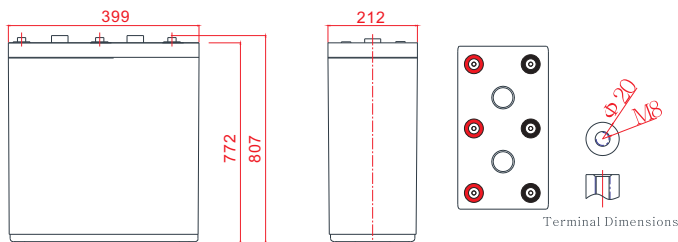


General Features

- > Tubular plate design to enhance battery performance
- > Tubular plate design makes long battery life
- > Relatively rich electrolyte, high temperature and low temperature performance is superior
- > Long cycle life, excellent deep cycle discharge ability
- > Excellent charge acceptance ability
- > Precision sealing technology



Dimension: 399(L)×212(W)×772(H)×807(TH) Unit: mm



Applications

- > Solar / wind energy and other new energy storage
- > Power systems
- > Telecommunications system
- > UPS/EPS
- > Auto control system
- > Other general purpose

Specification

Nominal Voltage	2V		
Nominal Capacity	2000Ah		
Design life	20 years		
Terminal	M8		
Approx. Weight	Approx 153kg (338lbs)		
Container Material	ABS		
Rated Capacity	2000Ah	10Hour Rate	(200A to 1.80V)
	1512Ah	3Hour Rate	(504A to 1.80V)
	1110Ah	1Hour Rate	(1110A to 1.75V)
Internal resistance	Full charged at 25°C: 0.32 mΩ		
Max. Discharge Current	10000A(5S)		
Operating Temperature	Discharge: -20 ~50°C(-4~ 122°F)		
	Charge: -20 ~50°C(-4~ 122°F)		
	Storage: -20 ~50°C(-4~ 122°F)		
Charge current:	Max. 400.0A ; Recom.200.0A		
Charge Method (25 °C)	Float Charge:2.23-2.27V,recom.2.25V(-3mV/ °C)		
	Equalize charge:2.30-2.35V,recom.2.35V(-4mV/ °C)		
	Cycle charge:2.40-2.50V,recom.2.40V(-5mV/ °C)		
Self discharge	3% of capacity declined per month at 25°C		

Constant Current Discharge Characteristics Unit: A (25°C, 77°F)

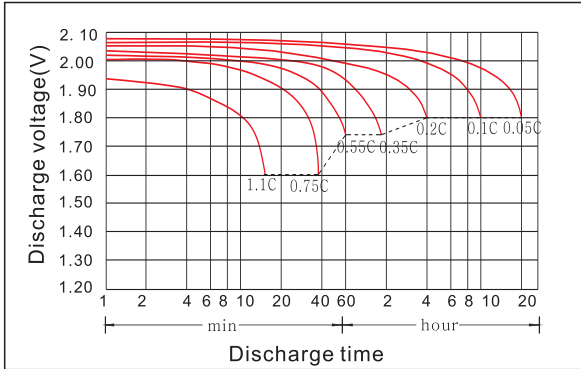
FV/Time	15min	30min	1h	2h	3h	5h	8h	10h	20h
1.60V	2190	1750	1210	747	536	368	259	212	114
1.65V	2080	1670	1190	733	529	363	255	211	113
1.70V	1980	1560	1150	715	521	356	251	207	111
1.75V	1870	1460	1110	696	513	348	248	204	109
1.80V	1680	1340	1040	673	504	339	243	200	107
1.85V	1420	1190	973	647	484	327	236	196	104

Constant Power Discharge Characteristics Unit: W/cell (25°C, 77°F)

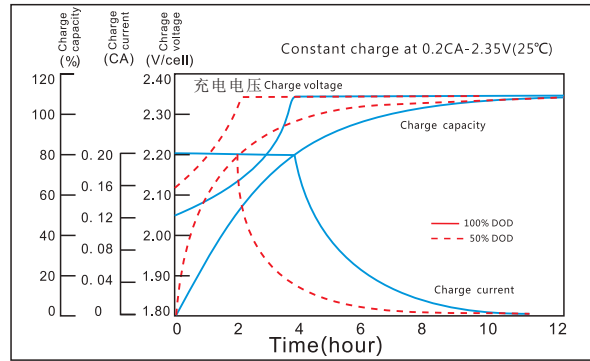
FV/Time	15min	30min	1h	2h	3h	5h	8h	10h	20h
1.60V	4370	3470	2350	1470	1130	755	540	448	240
1.65V	4160	3300	2230	1450	1100	744	531	429	235
1.70V	3980	3160	2170	1420	1070	728	520	428	229
1.75V	3770	3020	2090	1380	1040	709	508	420	224
1.80V	3580	2910	2100	1340	1010	688	495	409	219
1.85V	3280	2750	1920	1270	961	655	476	397	212

OPzV2-2000

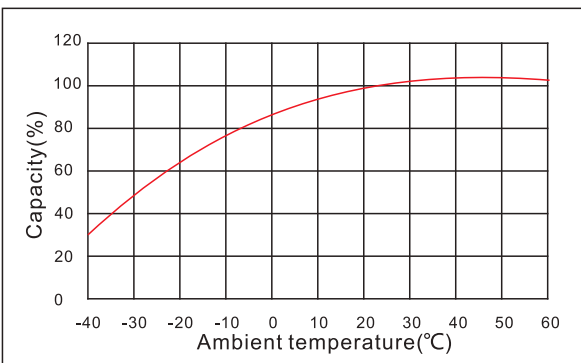
Discharge characteristic



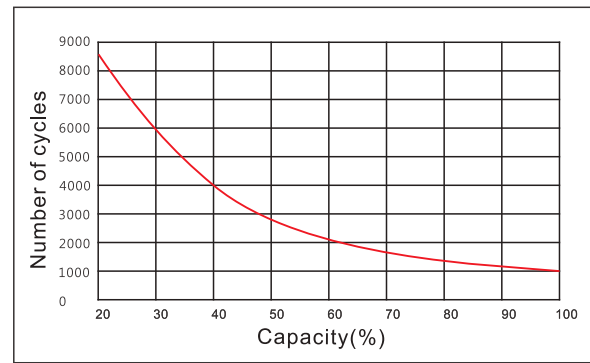
Charging characteristic



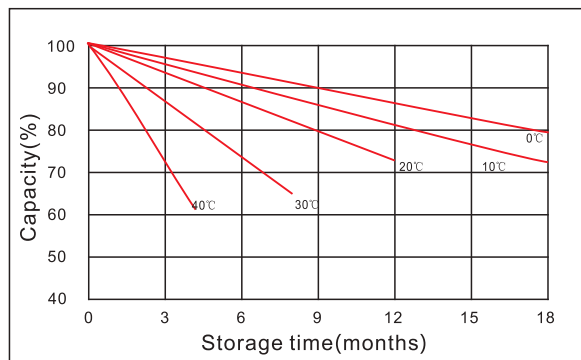
The effect of temperature on capacity



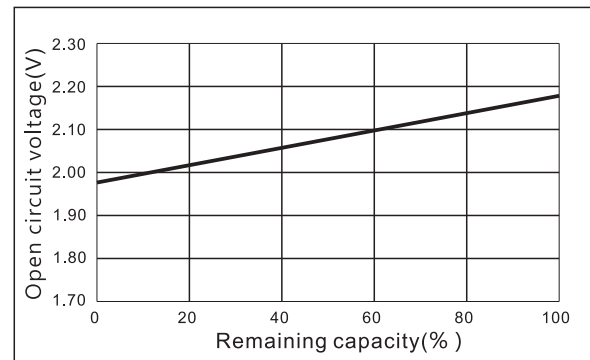
The effect of discharge depth on cycle life



Curves of self-discharge



Curves of open circuit voltage vs. capacity



www.kijo.com.cn info@kijo.com.cn

+86-791-85982779 +86-791-85989842

Jiangxi Jingjiu Power Science&Technology Co. Ltd.
Add: 1388 Fushan No.1 Street, Xiaolan Economic Development Zone, Nanchang City, Jiangxi Province, China.

Jiangxi Jingjiu Power (Jiujiang) Co. Ltd.
Add: Xiwang Rd, Aicheng Industrial Park, Yongxiu Country, jiujiang City, Jiangxi Province, China.

