

JPC2-500



JPC Series lead-carbon battery

Applications

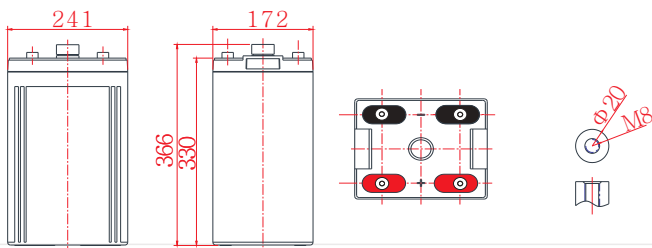
- › Solar / wind energy and other new energy storage
- › Hybrid vehicles, electric bicycles and other new energy vehicles
- › Other backup or cycle purposes

General Features

- › Lead-carbon composite negative plate, both capacitance and battery characteristics
- › Long cycle life, excellent deep cycle discharge ability
- › Excellent charge acceptance ability
- › Optimized capability of instant high-current discharging
- › Strong high and low temperature performance
- › Precision sealing technology



Dimension: 241(L)×172(W)×330(H)×366(TH) Unit: mm



Specification

Nominal Voltage	2V
Nominal Capacity	500Ah
Design life	15 years
Terminal	M8
Approx. Weight	Approx 29.5kg (65lbs)
Container Material	ABS
Rated Capacity	500Ah 10Hour Rate (50.0A to 1.80V)
	387Ah 3Hour Rate (129A to 1.80V)
	291Ah 1Hour Rate (291A to 1.75V)
Internal resistance	Full charged at 25°C: 0.33 mΩ
Max. Discharge Current	5000A(5S)
Operating Temperature	Discharge: -40 ~60°C(-40~ 140°F)
	Charge: -20 ~50°C(-4~ 122°F)
	Storage: -20 ~50°C(-4~ 122°F)
Charge current:	Max.150A ; Recom.50.0~75.0A
Charge Method (25 °C)	Float Charge:2.23-2.27V,recom.2.25V(-3mV/ °C)
	Equalize charge:2.30-2.35V,recom.2.35V(-4mV/ °C)
	Cycle charge:2.40-2.50V,recom.2.40V(-5mV/ °C)
Self discharge	3% of capacity declined per month at 25°C

Constant Current Discharge Characteristics Unit: A (25°C, 77°F)

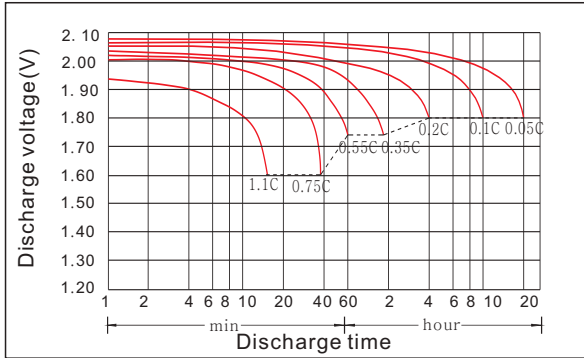
FV/Time	5min	15min	30min	1h	2h	3h	5h	8h	10h	20h
1.60V	1062	733	543	337	198	146	97.9	66.6	54.7	29.3
1.65V	981	684	510	319	194	142	95.6	65.5	54.2	29.0
1.70V	917	641	478	305	187	138	94.8	64.5	53.4	28.6
1.75V	874	607	445	291	180	134	92.1	63.7	52.6	28.1
1.80V	841	572	416	272	170	129	89.9	62.5	50.0	27.5
1.85V	745	507	371	248	159	123	86.9	60.7	49.9	26.7

Constant Power Discharge Characteristics Unit: W/cell (25°C, 77°F)

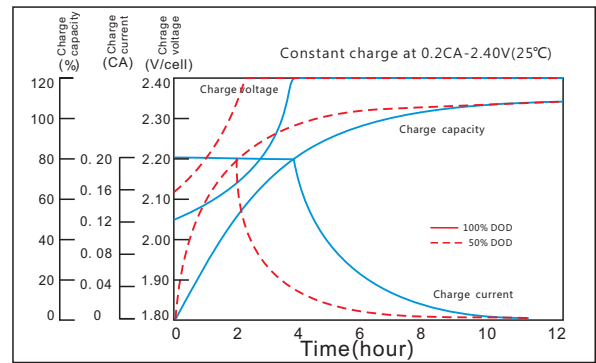
FV/Time	5min	15min	30min	1h	2h	3h	5h	8h	10h	20h
1.60V	1806	1246	992	694	417	306	207	140	116	61.8
1.65V	1718	1196	954	641	403	295	200	138	113	60.5
1.70V	1652	1154	915	610	388	284	197	135	110	58.7
1.75V	1600	1110	884	586	374	272	192	130	108	57.8
1.80V	1556	1058	853	552	357	263	186	127	106	56.9
1.85V	1415	964	758	511	326	250	178	123	102	54.7

JPC2-500

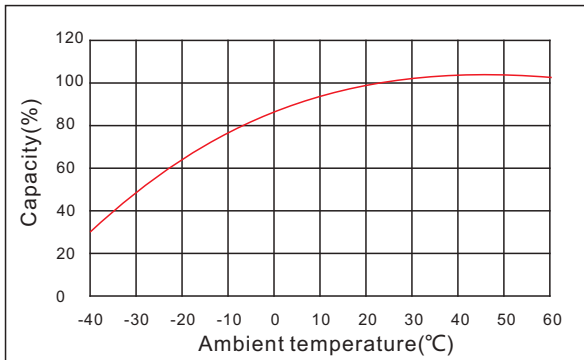
Discharge characteristic



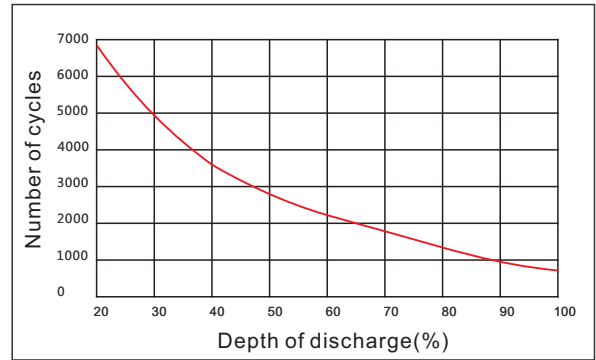
Charging characteristic



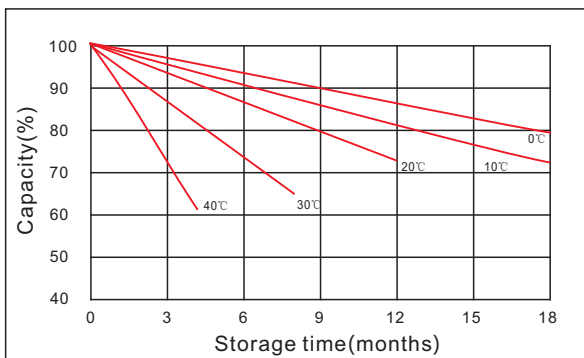
The effect of temperature on capacity



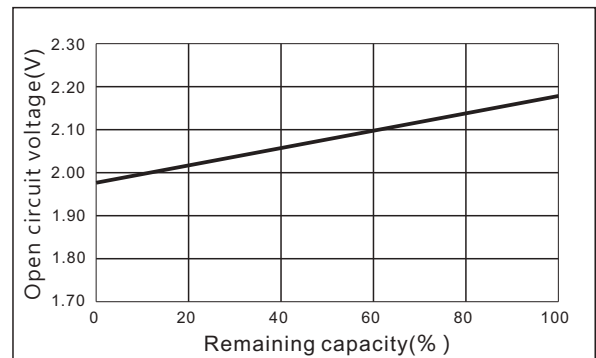
The effect of discharge depth on cycle life



Curves of self-discharge



Curves of open circuit voltage vs. capacity



www.kijo.com.cn info@kijo.com.cn

Jiangxi Jingjiu Power Science&Technology Co. Ltd.
Add: 1388 Fushan No.1 Street, Xiaolan Economic Development Zone, Nanchang City, Jiangxi Province, China.

+86-791-85982779 +86-791-85989842

Jiangxi Jingjiu Power (Jiujiang) Co. Ltd.
Add: Xiwang Rd, Aicheng Industrial Park, Yongxiu Country, Jiujiang City, Jiangxi Province, China.

