

JL2-1000

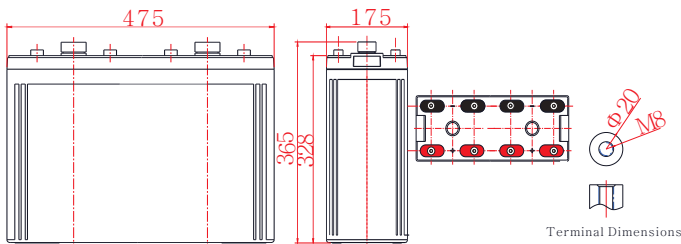


General Features

- > High corrosion resistant performance: Pb-Ca multi-alloy grid
- > Long life
- > Excellent charge acceptance ability
- > Excellent deep cycle discharge capability
- > Strong high and low temperature performance
- > Precision sealing technology



Dimension: 475(L)×175(W)×328(H)×365(TH) Unit: mm



Applications

- > Telecommunications system
- > Power systems
- > UPS/EPS
- > Auto control system
- > Solar/wind generating storage cyclic
- > Other general purpose

Specification

Nominal Voltage	2V		
Nominal Capacity	1000Ah		
Design life	15 years		
Terminal	M8		
Approx. Weight	Approx 63.0kg (139lbs)		
Container Material	ABS		
Rated Capacity	1000Ah	10Hour Rate	(100A to 1.80V)
	786Ah	3Hour Rate	(256A to 1.80V)
	576Ah	1Hour Rate	(576A to 1.75V)
Internal resistance	Full charged at 25°C: 0.19 mΩ		
Max. Discharge Current	10000A(5S)		
Operating Temperature	Discharge: -20 ~50°C(-4~ 122°F)		
	Charge: -20 ~50°C(-4~ 122°F)		
	Storage: -20 ~50°C(-4~ 122°F)		
Charge current:	Max. 200A ; Recom.100.0A		
Charge Method (25 °C)	Float Charge:2.23-2.27V,recom.2.25V(-3mV/ °C)		
	Equalize charge:2.30-2.35V,recom.2.35V(-4mV/ °C)		
	Cycle charge:2.40-2.50V,recom.2.40V(-5mV/ °C)		
Self discharge	3% of capacity declined per month at 25°C		

Constant Current Discharge Characteristics Unit: A (25°C, 77°F)

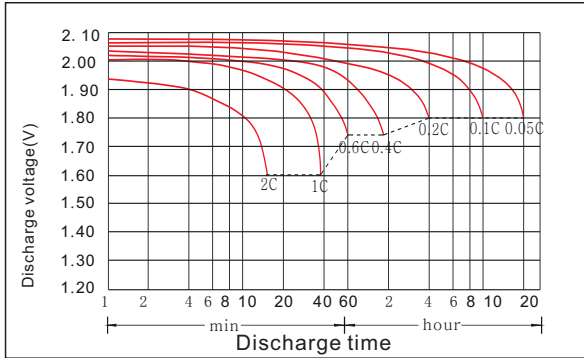
FV/Time	15min	30min	1h	2h	3h	5h	8h	10h	20h
1.60V	1438	1065	666	393	288	194	132	108	57.9
1.65V	1340	999	632	384	281	189	130	107	57.4
1.70V	1257	938	604	370	273	188	128	106	56.6
1.75V	1190	872	576	357	265	182	126	104	55.7
1.80V	1122	816	539	337	256	178	124	100	53.5
1.85V	995	727	491	314	243	172	120	99.0	53.0

Constant Power Discharge Characteristics Unit: W/cell (25°C, 77°F)

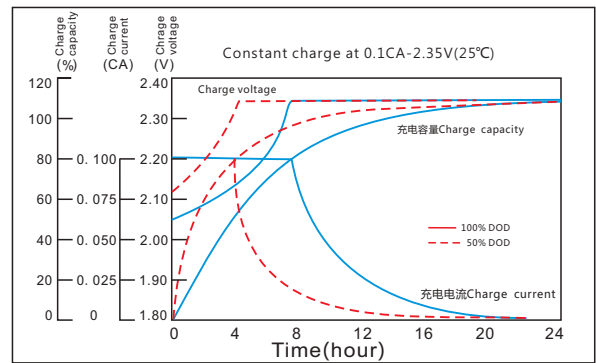
FV/Time	15min	30min	1h	2h	3h	5h	8h	10h	20h
1.60V	2444	1946	1373	825	605	410	278	229	122
1.65V	2345	1870	1269	799	583	397	273	224	120
1.70V	2262	1795	1208	769	561	390	267	217	116
1.75V	2177	1733	1161	741	540	380	257	214	115
1.80V	2075	1672	1094	706	521	369	251	211	113
1.85V	1890	1487	1011	646	494	353	243	203	108

JL2-1000

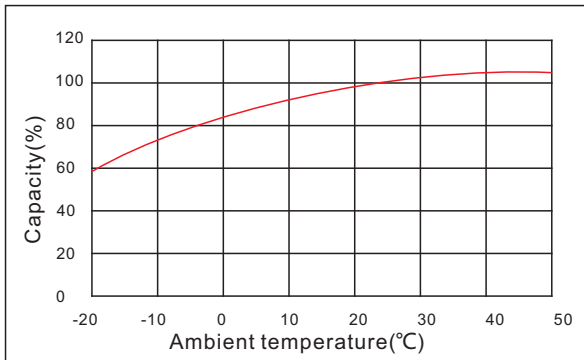
Discharge characteristic



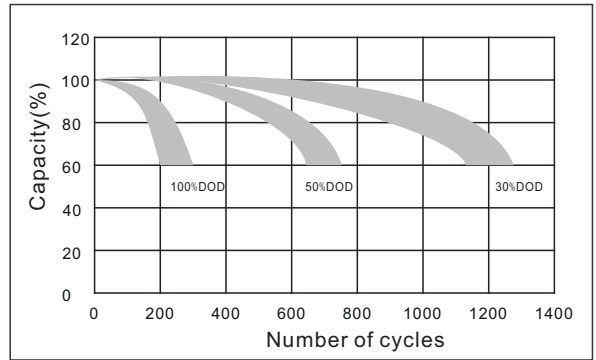
Charging characteristic



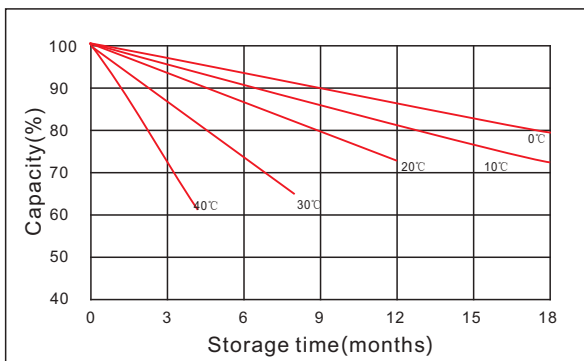
The effect of temperature on capacity



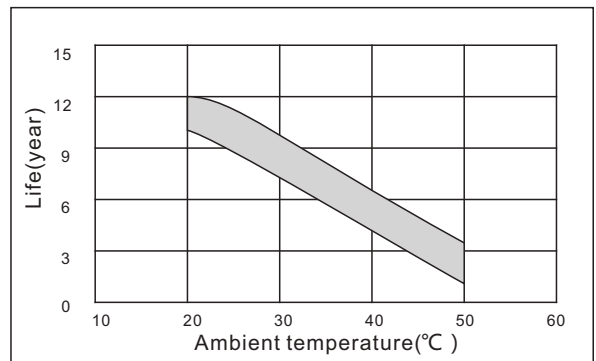
The effect of discharge depth on cycle life



Curves of self-discharge



The effect of temperature on float life



www.kijo.com.cn info@kijo.com.cn

Jiangxi Jingjiu Power Science&Technology Co. Ltd.
Add: 1388 Fushan No.1 Street, Xiaolan Economic Development Zone, Nanchang City, Jiangxi Province, China.

+86-791-85982779 +86-791-85989842

Jiangxi Jingjiu Power (Jiujiang) Co. Ltd.
Add: Xiwang Rd, Aicheng Industrial Park, Yongxiu Country, Jiujiang City, Jiangxi Province, China.

