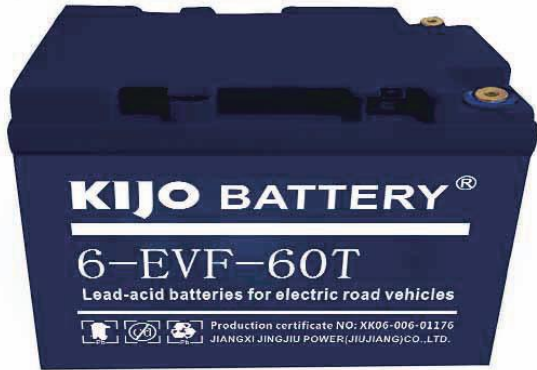


6-EVF-60T



Applications

- > Electric vehicle
- > Electric wheelchair
- > Electric scooter
- > Electric play car for children
- > Garbage truck
- > Patrol car

General Features

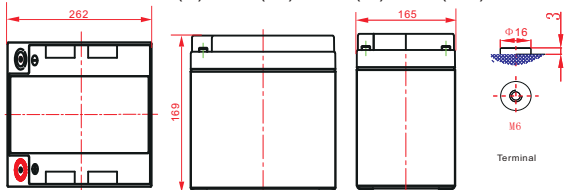
- > High Corrosion Resistant Performance: Pb-Ca multi-alloy grid
- > High Energy Density and Power Density
- > Excellent Charge Acceptance Ability
- > Strong High and Low Temperature Performance
- > Optimized Capability of instant High-current Discharging
- > Low self-discharge rate

Specification

Nominal Voltage	12V
Nominal Capacity	60Ah
Design life	5 years
Terminal	M6
Approx. Weight	Approx 18.5kg (40.7lbs)
Container Material	ABS
	69.7Ah 10Hour Rate (6.97A to 10.5V)
	60.0Ah 3Hour Rate (20.0A to 10.5V)
	47.4Ah 1Hour Rate (47.4A to 10.5V)
Operating Temperature	Discharge: -20 ~50°C (-4 ~ 122°F) Charge: -20 ~50°C (-4 ~ 122°F) Storage: -20 ~50°C (-4 ~ 122°F)
Charge Method (25 °C)	Float Use: 13.7-13.9V@25°C Cycle Use :14.7-14.9V,@25°C Max charge current 12.0A
Self discharge	3% of capacity declined per month at 25°C



Dimension: 262(L)×165(W)×169(H)×169(TH) Unit: mm



Constant Current Discharge Characteristics Unit: A (25 °C, 77 °F)

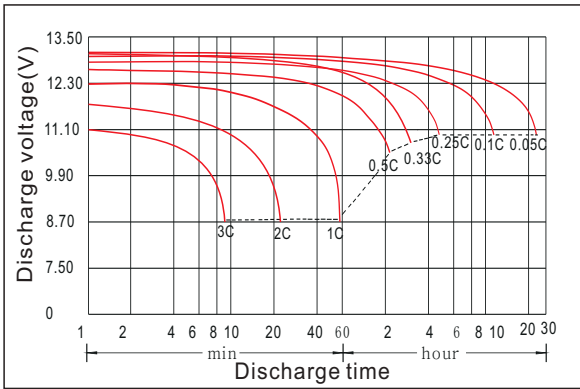
F. V/Time	5Min	15Min	30Min	1h	2h	3h	5h	8h	10h	20h
1.60V	255	137	83.4	48.8	28.0	20.7	13.6	8.73	7.18	3.77
1.65V	248	133	82.0	48.5	27.8	20.5	13.5	8.66	7.11	3.75
1.70V	238	130	80.6	48.1	27.6	20.2	13.3	8.59	7.04	3.73
1.75V	219	126	79.9	47.4	27.2	20.0	13.2	8.52	6.97	3.71
1.80V	196	117	76.4	46.2	26.7	19.9	12.9	8.46	6.90	3.69
1.85V	175	105	69.7	42.8	25.3	18.7	12.2	8.11	6.69	3.63

Constant Power Discharge Characteristics Unit: W/cell(25 °C, 77 °F)

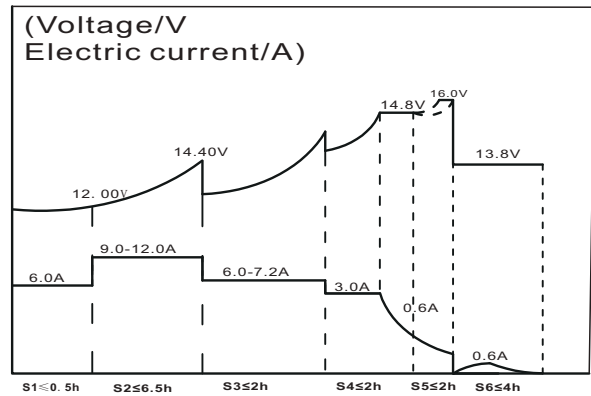
F. V/Time	5Min	15Min	30Min	1h	2h	3h	5h	8h	10h	20h
1.60V	428	242	151	92.2	52.9	39.4	25.8	17.0	13.8	7.45
1.65V	412	237	150	91.5	52.8	38.9	25.7	16.8	13.7	7.42
1.70V	410	235	150	90.8	52.5	38.7	25.5	16.8	13.5	7.38
1.75V	382	233	149	90.1	52.3	38.5	25.3	16.6	13.4	7.35
1.80V	351	220	145	89.4	52.1	38.3	25.1	16.5	13.2	7.31
1.85V	313	197	133	83.0	49.8	36.5	23.9	15.9	13.0	7.25

6-EVF-60T

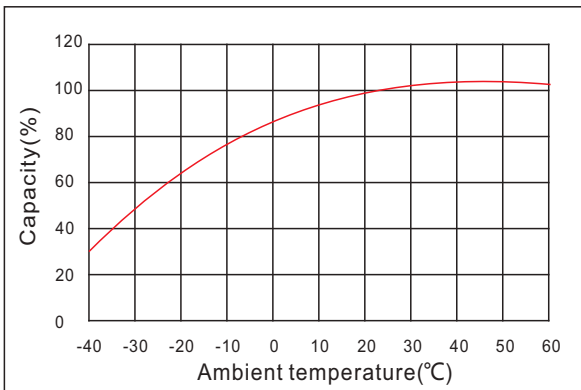
Discharge characteristic



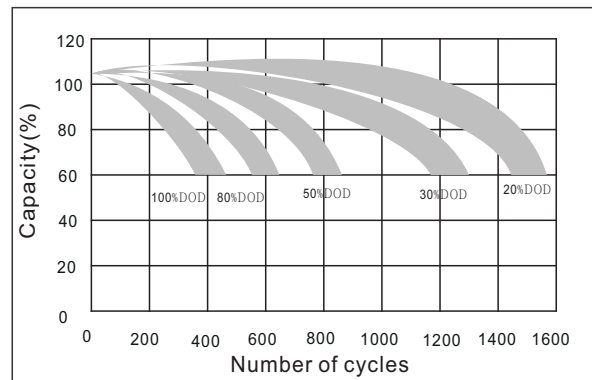
Charging characteristic



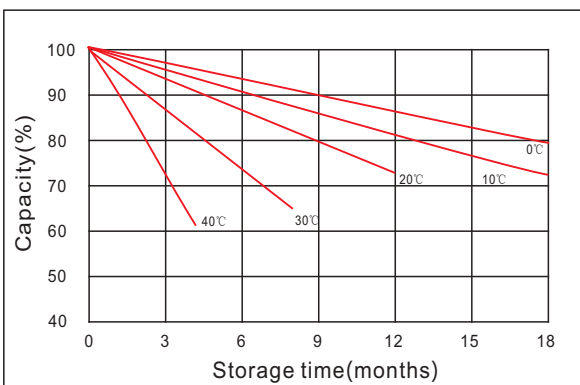
The effect of temperature on capacity



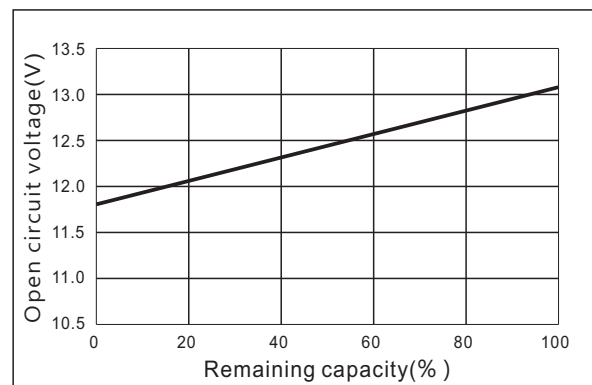
The effect of discharge depth on cycle life



Curves of self-discharge



Curves of open circuit voltage vs. capacity



www.kiju.com.cn info@kiju.com.cn

+86-791-85982779 +86-791-85989842

Jiangxi Jingjiu Power Science&Technology Co. Ltd.
Add: 1388 Fushan No.1 Street, Xiaolan Economic Development Zone, Nanchang City, Jiangxi Province, China.

Jiangxi Jingjiu Power (Jiujiang) Co. Ltd.
Add: Xiwang Rd, Aicheng Industrial Park, Yongxiu Country, jiujiang City, Jiangxi Province, China.

