

6-EVF-150

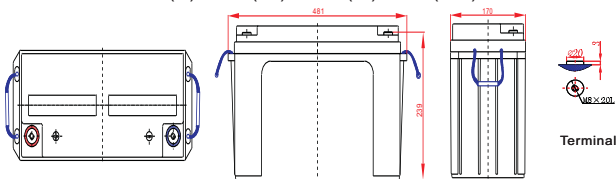


General Features

- High Corrosion Resistant Performance: Pb-Ca multi-alloy grid
- High Energy Density and Power Density
- Excellent Charge Acceptance Ability
- Strong High and Low Temperature Performance
- Optimized Capability of instant High-current Discharging
- Low self-discharge rate



Dimension: 481(L)×170(W)×239(H)×239(TH) Unit: mm



Applications

- Electric vehicle
- Electric wheelchair
- Electric scooter
- Electric play car for children
- Garbage truck
- Patrol car

Specification

Nominal Voltage	12V
Nominal Capacity	150Ah
Design life	5 years
Terminal	M8
Approx. Weight	Approx50.0kg (110.3lbs)
Container Material	ABS
	174Ah 10Hour Rate (17.4A to 10.5V)
	150Ah 3Hour Rate (50.0A to 10.5V)
	122Ah 1Hour Rate (122A to 10.5V)
Operating Temperature	Discharge: -20 ~50℃(-4~ 122°F)
	Charge: -20 ~50℃(-4~ 122°F)
	Storage: -20 ~50℃(-4~ 122°F)
	Float Use:13.7-13.9V@25℃
Charge Method (25 °C)	Cycle Use :14.7-14.9V,@25℃
	Max charge current 30.0A
Self discharge	3% of capacity declined per month at 25℃

Constant Current Discharge Characteristics Unit: A (25℃, 77°F)

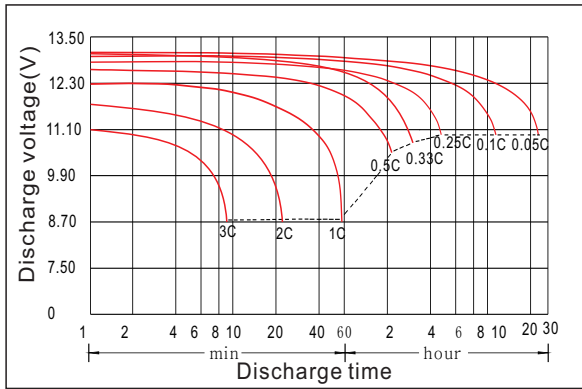
F.V/Time	5Min	15Min	30Min	1h	2h	3h	5h	8h	10h	20h
1.60V	638	343	209	125	69.9	51.8	34.1	21.8	17.9	9.42
1.65V	619	332	205	124	69.6	51.3	33.7	21.7	17.8	9.37
1.70V	594	325	201	123	69.0	50.6	33.4	21.5	17.6	9.32
1.75V	546	315	200	122	68.0	50.0	33.0	21.3	17.4	9.28
1.80V	490	293	191	119	66.7	49.7	32.1	21.1	17.3	9.23
1.85V	437	262	174	110	63.4	46.8	30.5	20.3	16.7	9.07

Constant Power Discharge Characteristics Unit: W/cell(25℃, 77°F)

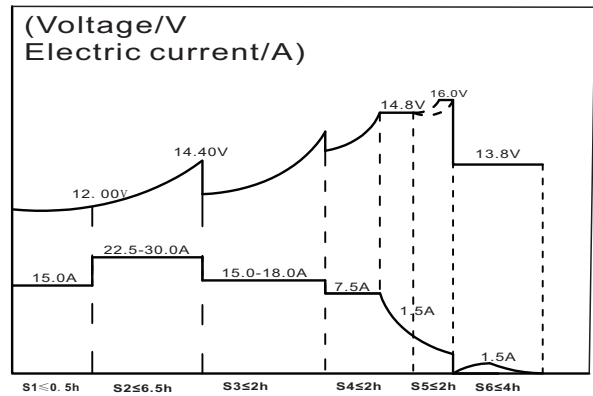
F.V/Time	5Min	15Min	30Min	1h	2h	3h	5h	8h	10h	20h
1.60V	1070	604	377	237	132	98.6	64.6	42.4	34.5	18.6
1.65V	1029	593	374	235	132	97.3	64.3	42.1	34.2	18.5
1.70V	1024	586	374	233	131	96.8	63.7	41.9	33.8	18.5
1.75V	955	583	372	231	131	96.2	63.4	41.6	33.5	18.4
1.80V	877	551	363	229	130	95.9	62.7	41.2	33.1	18.3
1.85V	783	492	333	213	124	91.2	59.8	39.8	32.6	18.1

6-EVF-150

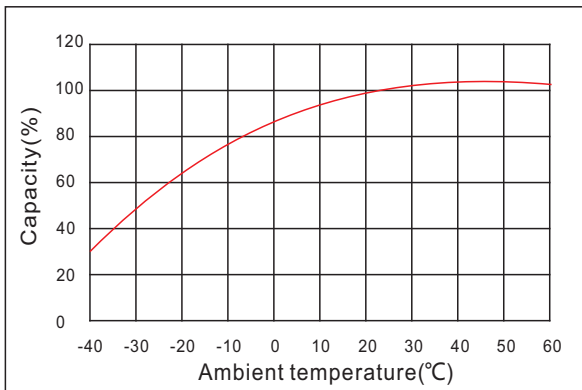
Discharge characteristic



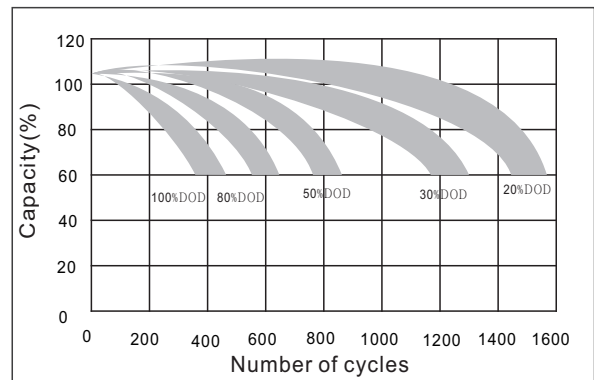
Charging characteristic



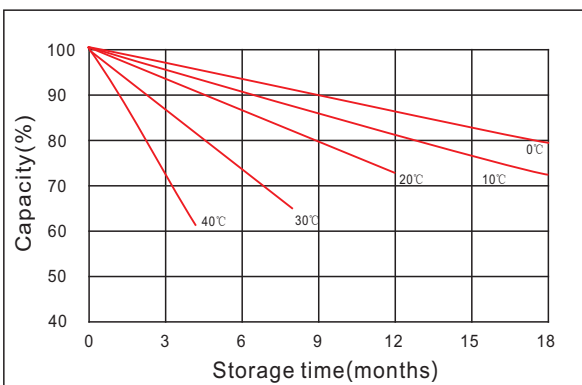
The effect of temperature on capacity



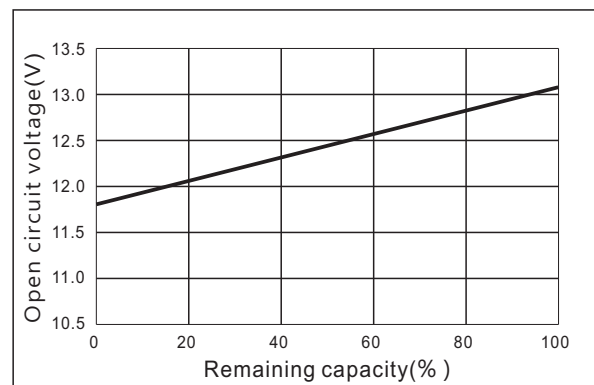
The effect of discharge depth on cycle life



Curves of self-discharge



Curves of open circuit voltage vs. capacity



www.kiju.com.cn info@kiju.com.cn

+86-791-85982779 +86-791-85989842

Jiangxi Jingjiu Power Science&Technology Co. Ltd.
Add: 1388 Fushan No.1 Street, Xiaolan Economic Development Zone, Nanchang City, Jiangxi Province, China.

Jiangxi Jingjiu Power (Jiujiang) Co. Ltd.
Add: Xiwang Rd, Aicheng Industrial Park, Yongxiu Country, jiujiang City, Jiangxi Province, China.

