

6-EVF-120D



Applications

- > Electric vehicle
- > Electric wheelchair
- > Electric scooter
- > Electric play car for children
- > Garbage truck
- > Patrol car

General Features

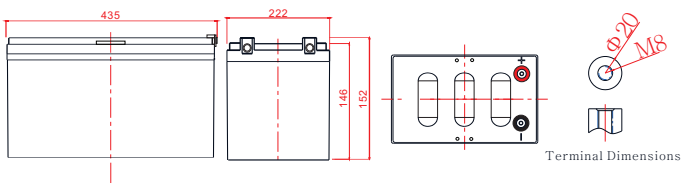
- > High Corrosion Resistant Performance: Pb-Ca multi-alloy grid
- > High Energy Density and Power Density
- > Excellent Charge Acceptance Ability
- > Strong High and Low Temperature Performance
- > Optimized Capability of instant High-current Discharging
- > Low self-discharge rate

Specification

Nominal Voltage	12V
Nominal Capacity	120Ah
Design life	5 years
Terminal	M8
Approx. Weight	Approx 38.5kg (85.0lbs)
Container Material	ABS
	139Ah 10Hour Rate (13.9A to 10.5V)
	120.0Ah 3Hour Rate (40.0A to 10.5V)
	94.9Ah 1Hour Rate (94.9A to 10.5V)
	Discharge: -20 ~50°C (-4 ~ 122°F)
Operating Temperature	Charge: -20 ~50°C (-4 ~ 122°F)
	Storage: -20 ~50°C (-4 ~ 122°F)
	Float Use: 13.7-13.9V@25°C
	Cycle Use :14.7-14.9V,@25°C
	Max charge current 24.0A
Self discharge	3% of capacity declined per month at 25°C



Dimension: 435(L)×222(W)×146(H)×152(TH) Unit: mm



Constant Current Discharge Characteristics Unit: A (25°C, 77°F)

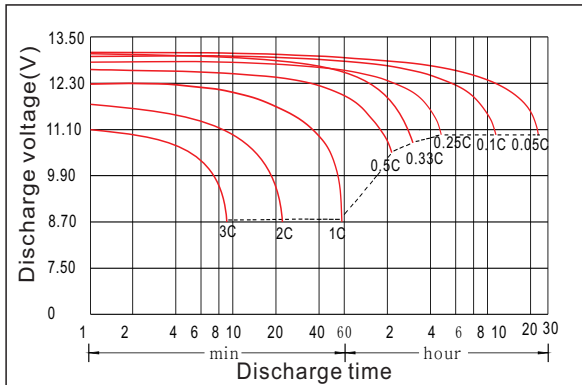
F.V/Time	5Min	15Min	30Min	1h	2h	3h	5h	8h	10h	20h
1.60V	511	274	167	97.6	55.9	41.5	27.3	17.5	14.4	7.53
1.65V	495	266	164	97.0	55.7	41.0	27.0	17.3	14.2	7.49
1.70V	475	260	161	96.3	55.2	40.4	26.7	17.2	14.1	7.45
1.75V	437	252	160	94.9	54.4	40.0	26.4	17.0	13.9	7.42
1.80V	392	235	153	92.4	53.4	39.7	25.7	16.9	13.8	7.38
1.85V	349	209	139	85.6	50.7	37.4	24.4	16.2	13.4	7.26

Constant Power Discharge Characteristics Unit: W/cell(25°C, 77°F)

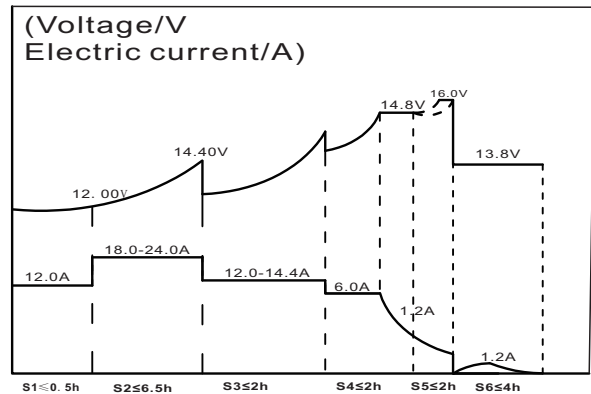
F.V/Time	5Min	15Min	30Min	1h	2h	3h	5h	8h	10h	20h
1.60V	856	483	302	184	106	78.9	51.7	34.0	27.6	14.9
1.65V	823	475	299	183	106	77.9	51.4	33.7	27.3	14.8
1.70V	819	469	299	182	105	77.4	51.0	33.5	27.0	14.8
1.75V	764	466	298	180	105	77.0	50.7	33.3	26.8	14.7
1.80V	701	441	291	179	104	76.7	50.1	33.0	26.5	14.6
1.85V	626	394	266	166	100	72.9	47.9	31.9	26.1	14.5

6-EVF-120D

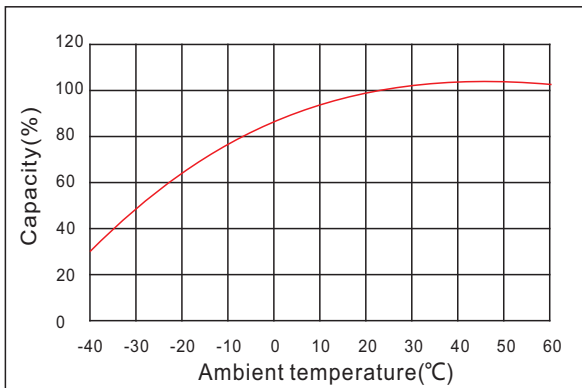
Discharge characteristic



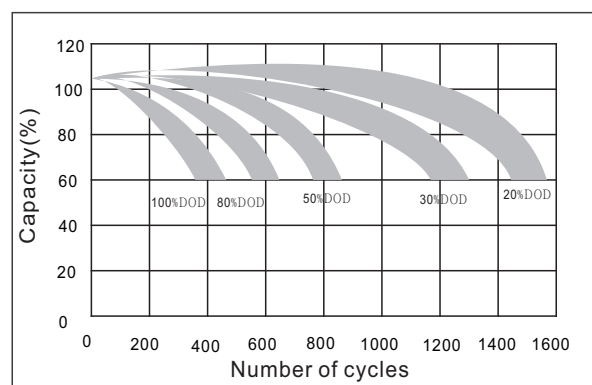
Charging characteristic



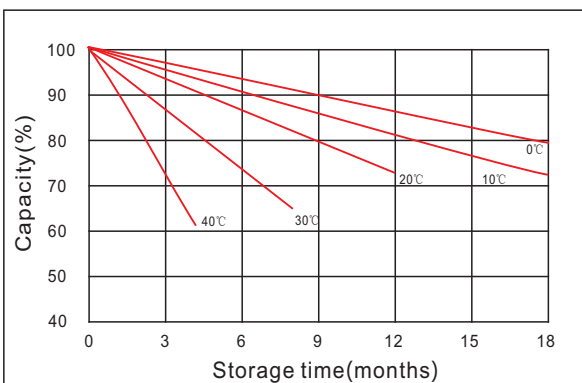
The effect of temperature on capacity



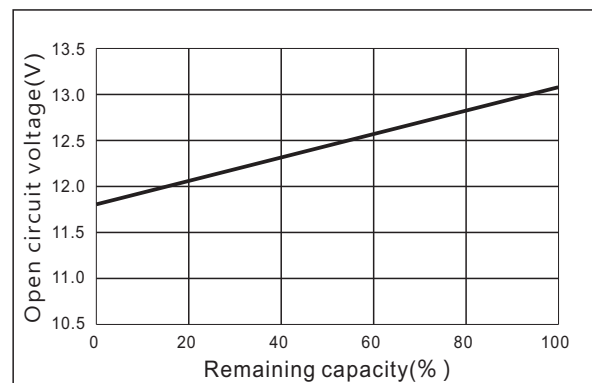
The effect of discharge depth on cycle life



Curves of self-discharge



Curves of open circuit voltage vs. capacity



www.kijo.com.cn info@kijo.com.cn

Jiangxi Jingjiu Power Science&Technology Co. Ltd.
Add: 1388 Fushan No.1 Street, Xiaolan Economic Development Zone, Nanchang City, Jiangxi Province, China.

+86-791-85982779 +86-791-85989842

Jiangxi Jingjiu Power (Jiujiang) Co. Ltd.
Add: Xiwang Rd, Aicheng Industrial Park, Yongxiu Country, jiujiang City, Jiangxi Province, China.

